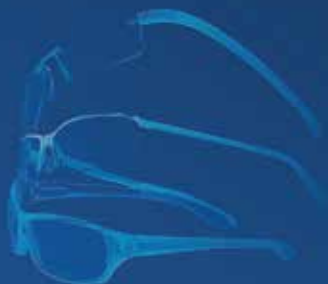




Mr. BLUE[®] 2.0

GIVE YOUR TALENT THE TOOLS IT DESERVES.





Mr. Blue is on the cutting edge of innovation – serving as a genuine ECP partner since its launch.

Now featuring a whole range of new functions and even greater flexibility than before, Mr. Blue 2.0 is the perfect solution for:

Working with cutting edge technology,

Differentiating your offerings,

Optimizing your edging process.

Because your job demands high-precision work, it deserves **cutting edge tools.**



With Mr. Blue [®] 2.0, you have complete control of lens mounting...

- **Optimal following of all trajectories**, irrespective of finishing, materials or shapes.
- **Absolute axis** control thanks to hybrid edging technology: grinding + milling.
- **Ideally suited** for quality finishing even on **highest base curves**.
- **Fast and accurate drilling** with data acquired in a single operation.
- **Automatic centering and blocking** for simple operation.

...and unrivalled ergonomics.

- **Completely integrated functions** without external peripheral devices.
- **Vertical architecture** with "Heads-up display" for optimum comfort.
- Storage features ensure all accessories are within reach.
- **Intelligent interface** adapts to the way you work.

High-curve mounting jobs of the highest quality guaranteed, giving you complete peace of mind.

1 + 2 + 3 =

1 Perfect centering.

- Binocular 3-D tracing of full-rim frames up to base 9*.
- Automatic adjustment of centering data based on the frame's 3-D parameters*.

2 Aesthetic and robust mountings in all finishes.

- FIT-4-Frame technology with dedicated small wheel*.
- Drilling and grooving tools can be tilted up to 30°, making it safe to mount lenses of up to base 10.

3 Safe process.

- Roughing cycle automatically adapts to the curves of lenses up to base 10, avoiding all risk of breakage.
- Bevel placement and shelf depth optimized for safe mounting without undue stress on lens.

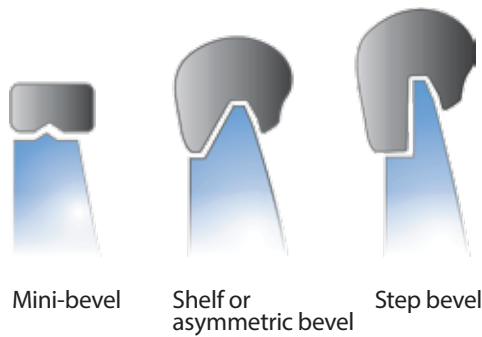


* Essilor patents and exclusives.

Fit-4-Frame 2.0 technology for aesthetically pleasing and easy-to-mount bevels.

A wide range of bevels to suit every groove profile.

- The bevel heights are adjustable to perfectly adjust to the thinnest as thicker grooves.
- The shelf bevel heights are optimized to follow the frame's shape precisely.
- The step bevel is particularly suited for sport eyeglasses with deep, rectangular or uneven groove profile.



Take your store even further with Mr. Blue® 2.0!

- Mr. Blue 2.0 will help you get the most out of your workshop's expertise more than any other chain.
- An elegant design to fit into your sales areas.



Specialist functions that help set your store apart from the competition...

- Unrivalled performance so you can fulfill all requests without compromising on quality.
- New opportunities to customize glasses with M'EYE Sign.

M'EYE Sign™

A single signature for your customers and your store



ESSILOR
EXCLUSIVE

JPC



- M'EYE Sign opens up new opportunities, not just for customizing shapes, but also for engraving lenses.
- The result of several months of research, Essilor Instruments has developed a unique engraving process that is easy to use and which is completely integrated into the Edging.
- M'EYE Sign is more than just a process – it comes with a range of tools for selecting images in the dispensing area to promote this unique service in store.



A system designed to optimize your processes in the finishing area.



Maximum flexibility in processes and configurations...

- Processes are **optimized for high productivity** and uncompromising quality regardless of materials, coatings, shapes, or finishes.
- Mr. Blue 2.0 displays the remaining cycle time maximizing efficiency in your finishing area.
- With Essibox, Mr. Blue 2.0 easily interfaces with other software and equipment in your practice. Data never has to be entered more than once.
- It can also be used with a wide range of tools for archiving shapes or planning work – **for just a single store or across several sites.**
- All Mr. Blue 2.0 and Mr. Orange components can be combined to design the configuration that best meets your requirements.



Mr Blue[®] 2.0 configurations

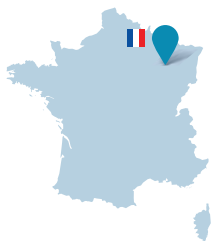


Mr Orange[®] configurations



Functions	Edging Mr. Blue® 2.0 + Tracing-centering Mr. Blue® 2.0	Edging Mr. Blue® 2.0 + Tracing-centering Mr. Orange®	Edging Mr. Orange® + Tracing-centering Mr. Blue® 2.0	Edging Mr. Orange® + Tracing-centering Mr. Orange®
Full High Curve™	✓	✓	✓	✓
Roughing by milling	✓	✓		
Star control cycle			✓	✓
Bevel/Flat/Polish				
Grooving / Drilling / Chamfering				
Mixed finishes				
Bevel with adjustable height				
Shelf or asymmetric bevel				
Step Bevel				
M'EYE Sign				
Centering	Automatic	Assisted manual	Automatic	Assisted manual
Optical shape tracing and drillings	✓	✓	✓	✓
Touch interface	✓	✓	✓	✓
Remote maintenance				
• Diagnostics	✓	✓	✓	✓
• Settings	✓	✓	✓	✓
• Upgrade	✓	✓	✓	✓

Mr. Blue® 2.0	Tracing-Centering-Blocking	Edging
Dimensions	12.6 (L) x 20.5 (W/D) x 27.6 (H) in.	22.4 (L) x 19.3 (W/D) x 27.6 (H) in.
Weight	55 lb.	150 lb.
Power consumption	250 W	2000 W
Power supply voltage	240-100 V ~ 60/50 Hz 5-3 A	220 -240 V ~ 50 / 60 Hz 10 A 100 - 120 V ~ 50 / 60 Hz 15 A



Faithful to our origins, we design and manufacture our equipment in France.

ISO 9001-certified, we carry out quality-control procedures at all stages of the manufacturing process.

As part of a constant drive for improvement, these specifications are not contractually binding and are subject to change without notice.

Mr. Blue®, Mr. Orange®, Essibox® and M'Eye Sign™ are trademarks of Essilor International.

Your local distributor:



Essilor Instruments USA

8600 W. Catalpa Avenue, Suite 703 • Chicago, IL 60656 – USA
Phone: 855.393.4647

Email: info@essilorinstrumentsusa.com • www.essilorinstrumentsusa.com